



**PLATANOS COLLEGE**









An outstanding school for  
pupils of all abilities

**Year 7**

**Formal Examination Week**

**Monday 2<sup>nd</sup> July 2018 to Friday 6<sup>th</sup> July 2018**

# **Guide to Examinations**

	<p>Make sure that you use the <b>toilet <u>before you line up</u></b> in the morning. Unless you have a known medical condition backed up by a note from your GP, it is highly unlikely you will be given permission to leave the exam room once the exams have begun. You may bring a small bottle of plain water to the exam room, <u>but the labelling must have been removed before the exam</u>.</p>
	<p><b>The school day will run as normal. You will line up as you normally would. Year 7 examinations will take place in class time and you will be informed in good time for when your examination will be for each subject.</b></p>
	<p><b>No equipment will be provided for you.</b> The <b>loaning and borrowing</b> of equipment between candidates during exams is <b><u>not permitted</u></b>. Therefore make sure well in advance of the exam week that you have all the equipment you will need (<b>black pens, pencils, ruler, rubber, calculator, colouring pencils, and spares of everything</b>)</p>
	<p>The only type of <b>pencil-case</b> you are allowed to have on your exam desk is a <b>transparent</b> one. If you haven't yet got one, purchase one in good time for the exams.</p>
	<p>Bring a packet of <b>tissues</b> with you in case you need them.</p>
	<p><b>Mobile phones must be switched off.</b> Smart watches, tablets or any electronic equipment are <b>strictly forbidden</b>, as is any equipment which is likely to make a sound which may distract others.</p>
	<p>There is <b><u>no talking in the exam room</u></b> under any circumstances. Unless an invigilator has spoken to you, you should remain silent. Any form of communication between candidates, whether written or verbal, no matter what the content, will be treated as misconduct and <b>your paper will be cancelled</b>. Therefore, it is best to remain silent from the time you enter the exam room to the time you leave. <b>In addition, any attempt to distract other candidates, whether verbal or non-verbal, will be dealt with severely.</b></p>
	<p>Once any instructions have been given and the exam has begun, you may only put up your hand if you are facing an emergency. <b>No questions should be asked about the exam itself</b>, as an answer would give you an unfair advantage over other candidates. Therefore listen carefully to any instructions you are given, read the instructions on the paper itself, and use your initiative.</p>

## HOW TO PERFORM WELL IN EXAMS

This guide is intended to help you with your exam preparation, so that you can make the most of what you have learned. It does NOT offer you a way around the problem of lack of effort in the past, but it CAN help you make the best use of the time you have left! The most important thing is to **LISTEN** and **PARTICIPATE** in class. Pay attention and ask for help if/when you need it. The harder you work in class **NOW**, the easier your revision and preparation will be later.

### PLAN YOUR REVISION

- Work out how long you've got to revise before the exams, and plan how best to use that time.
- Prepare a revision timetable.
- Pace yourself, revisiting each subject area regularly in the weeks before the exams.
- Don't fool yourself that 'cramming' the night before an exam will do the trick! It won't.

## **PREPARATION**

- Be organised. Keep your folders, books etc. tidy so that you don't have to waste time looking through clutter.
- Read the subject pages in this booklet carefully to find out what will be examined in each subject.
- Don't try to revise where there are distractions, like the TV or your games console.
- Eat well, sleep well and take physical exercise – cooping yourself up in one room day after day is unhealthy. You won't perform well if you've locked yourself up with books for weeks!
- Your brain can only concentrate for certain periods of time, so take regular breaks and treat yourself to a reward – go out for a walk, kick a ball about, listen to music.
- Don't let breaks take over though – stick to strict time limits, and don't slump for long periods in front of the TV.
- Make sure you know what equipment you will need for each exam. Make sure you know which exams are on which days.
- If you are ill on the day of an exam, make sure your parent/guardian telephones school immediately to explain.
- Make sure you are comfortable before you go into the exam room – (e.g. make sure you have been to the toilet).

## **DON'T PANIC!**

Remember, exams are NOT designed to catch you out – rather to allow you to show what you have learned. Being calm and thoughtful in the exam will help you get the most out of your preparation.

# EQUIPMENT

# NOTICE

Please make sure that your son/daughter is properly equipped for the forthcoming exams.



- A transparent pencil case
- Several black pens and pencils
- A rubber, ruler and pencil-sharpener
- Mathematical equipment (protractor, set-square, compasses and a working scientific calculator).

# English

## Topics:

You will be assessed on your analysis of fiction texts. Think about how the writers use vocabulary and language devices to affect the readers, as well as your own opinions about how successful the writers have been.

## Skills:

The following skills will be assessed:

**Assessment Objective 1:** Can I identify and interpret explicit and implicit information and ideas?

**Assessment Objective 2:** Can I analyse the writer's use of language?

**Assessment Objective 4:** Can I evaluate how successful a writer is using references to the text?

**Assessment Objective 5:** Can I organise my writing into paragraphs and used appropriate language devices?

**Assessment Objective 6:** Can I write using interesting vocabulary and accurate spelling, punctuation and grammar?

## What should you do to help you revise?

- BBC Bitesize (website)
- Use your exercise book
- Read a variety of texts and practise finding language devices and features.
- Practise using accurate spelling, punctuation and grammar.

## What is the outline of the exam and how will it be assessed?

You will have a reading exam and a writing exam.

You will be given an extract to analyse and you will be given questions to answer on the extract.

You will be expected to answer comprehension questions and demonstrate the ability to analyse the language used in the extract.

For the writing exam, you will be assessed on your ability to spell words accurately and use a variety of vocabulary and language devices for effect.

# Mathematics

## Revision list

- Number - Place Value
- Number - Addition, subtraction, multiplication, division
- Number – convert between fractions, decimals and percentages, fractions and percentages of amounts
- Geometry – angle properties
- Geometry – properties of 2d shapes
- Algebra – creating and simplifying expressions
- Algebra – sequences
- Statistics – draw and interpret diagrams and charts

## Online Revision resources:

1. Mymaths: [www.mymaths.com](http://www.mymaths.com)
2. SAM Learning: [www.samlearning.com](http://www.samlearning.com)
3. BBC Bitesize KS3: <http://www.bbc.co.uk/education/levels/z4kw2hv>
4. Maths Watch: [www.mathswatchvle.com](http://www.mathswatchvle.com)

## Equipment needed:

1. Pen
2. Pencil
3. Scientific calculator
4. Maths set (ruler, protractor, compasses)

## End of term test:

The test is based on the units pupils have completed this academic year. There are two tests: Non-Calculator and Calculator. Each test is 50 minutes long. Pupils will be given a grade based on their performance.

# Science

## Topics that will be assessed:

During this term, Year 7 pupils have been studying the topics as listed below. Pupils will be assessed on these topics:

## Topics

- Forces
  - Drag forces and friction
  - Forces at distance
  - Balanced and unbalanced
- Cells
  - Observing cells
  - Plants and animal cells
  - Specialised cells
- Acid and Alkalis
  - Acids and alkalis
  - Indicators and pH
  - Neutralisation
  - Making salts
- Reactions
  - Chemical reactions
  - Word equations
  - Burning fuels
- Reproduction
  - Adolescence
  - Reproductive systems
  - Fertilisation and implantation
  - Development of foetus
  - Flowers and pollination
  - Fertilisation and germination
- Sound
  - Waves
  - Vibrations and energy transfer
  - Loudness and pitch
  - Detecting sound
  - Echoes and ultrasound

## Science

\*Required Practical: Microscope and magnification

## Skills



Pupils will be assessed in the following areas:

- Presenting and representing data
- Identifying patterns and relationships and making suitable conclusions.
- Identify and apply the variables in an investigation.
- Use patterns and relationships observed in data to explain the behaviour of the variables in an investigation.

## **Resources**

The following resources can be used for revision:

- “Show my homework” Revisit old homework, check for uploaded revision packs.
- “Activate 1” textbook.
- Revision materials provided by the teacher.
- Websites:
- <http://www.bbc.co.uk/education/guides/zyjx6sg/revision>
- <http://www.foodafactoflife.org.uk/site.aspx?siteId=19&t=3>

## **Outline of the exam**

The exam paper will assess the knowledge and understanding learned during the first 6 weeks of term. The paper will include questions on the three topics listed above. The exam itself is designed to challenge pupils and begin to prepare students to understand the process of GCSE examination.

## **Outline of assessment and marking**

The exam will be assessed according to the new 1-9 number system brought in by the government this year. Students will be graded by the teacher according to their end of year target. Students who score below their target will be listed as “developing”. Students who reach their target will be listed as “securing”. Those students who surpass their target will be listed as “extending”.

# Modern Foreign Languages (MfL)

TOPIC: *My city*

## OUTLINE OF THE EXAM

You will have approximately 45 minutes in lesson to listen, read and write about your free time. You will have to:

- understand people describing their **town** or **village**
- ask and tell **the time**
- understand a **tapas menu**
- understand people **ordering food and drink in a café**
- understand people talking about what they are going to do at the weekend (**near future tense**)

## SKILLS THAT WILL BE ASSESSED

- Students will be assessed in four different skills: Listening, Reading, Writing and Speaking.
- Speaking will be assessed informally during lessons.

## REVISION AND PREPARATION

- Revise all the vocabulary taught in lessons (<http://www.quizlet.com> and <http://memrise.com>)
- Practice listening and reading in Spanish (<http://www.bbc.co.uk/languages/spanish/> and <https://radiolingua.com/coffeebreakspanish/>)

## SUCCESS CRITERIA

### WRITING

- Be able to copy words accurately.
- Be able to write single words from memory.
- Be able to write a sequence of two or three sentences, adapting and extending the example supplied by using different details.
- Be able to write a short paragraph to answer the questions, using your own language.
- Be able to translate familiar short phrases. You may make some errors with verbs, but the meaning should be clear.

### READING & LISTENING

- Be able to understand and read short familiar phrases.
- Be able to understand and read short passages of familiar language in the present tense.
- Be able to identify main points, opinions & some details from oral and written texts.

# Art

## Mask drawing

### Outline of the exam

You will have 2 hours in lesson to observe and record a mask, or a group of masks from first hand (secure level) or second hand (developing level) demonstrating a firm understanding of the formal elements and a wide range of tone.

### Skills that will be assessed

- Use of delicate and accurate line
- Accurate observation of shape and form
- Wide range and smooth application of tone to show light and dark
- Considered and appropriate composition

### Revision and preparation

- ✓ Revise all the formal elements and core skills taught in lessons
- ✓ Use your homework project to practice your recording skills
- ✓ Practice drawing simple objects from first hand sources
- ✓ <http://www.bbc.co.uk/education/subjects/z6f3cdm>

**Success Criteria for the exams will be available from your Art teacher**

# Technology

## (Designing and Making) Grading 0 - 2

### Understanding / Knowledge

#### Key areas for revision related to Adjustable Toy Project:

- Health and Safety
- Communication through drawing
- Tools and Equipment
- Making process
- Evaluation

### Assessment Criteria

- To be able to work safely in a workshop environment.
- To be able to communicate ideas using words and sketches.
- To be able to decide which tools, materials and processes to use.
- To be able to put the steps for making a product in the correct order.
- To be able to identify improvements needed based on the product evaluation.
-

# Physical Education

## Which technique should I use?

Find the technique which **works best for you!**

Mind Maps, Make Notes, Clear layout, Use Highlighters, Use Diagrams, Revision Guides and Textbooks!

Watch sporting activities!

**Reinforcing your memory – get someone to test you from the notes / cards / mind maps / revision posters**

Helpful websites – [www.s-cool.co.uk](http://www.s-cool.co.uk) - [www.teachpe.com](http://www.teachpe.com) - [www.bbc.co.uk/bitesize](http://www.bbc.co.uk/bitesize)

### You will be assessed in your ability to:

#### Developing:

Demonstrate techniques usually applied with coordination and control to gain an advance over an opponent.

Demonstrate tactical awareness in different situations.

State the differences between their performances and others.

#### Securing:

Describe how exercise affects your body and why regular , safe activity is good for your health and wellbeing.

Link skills, techniques and ideas and apply them accurately and appropriately.

Show you understand tactics and composition.

Show precision, control and fluency.

#### Extending:

Explain how the body reacts during different types of activity and why physical activity is an essential component of a healthy lifestyle.

Select and combine skills, techniques and ideas and apply them accurately and appropriately.

Demonstrate a sound level of tactical awareness and can respond to changing situations by changing and refining their skills and techniques.

#### **Can you.....**

Name and locate all 11 major muscles and locate them?

### Things you should also know

Why do we warm up?

What are the three phases of a warm up?

What are the effects of a warm up?